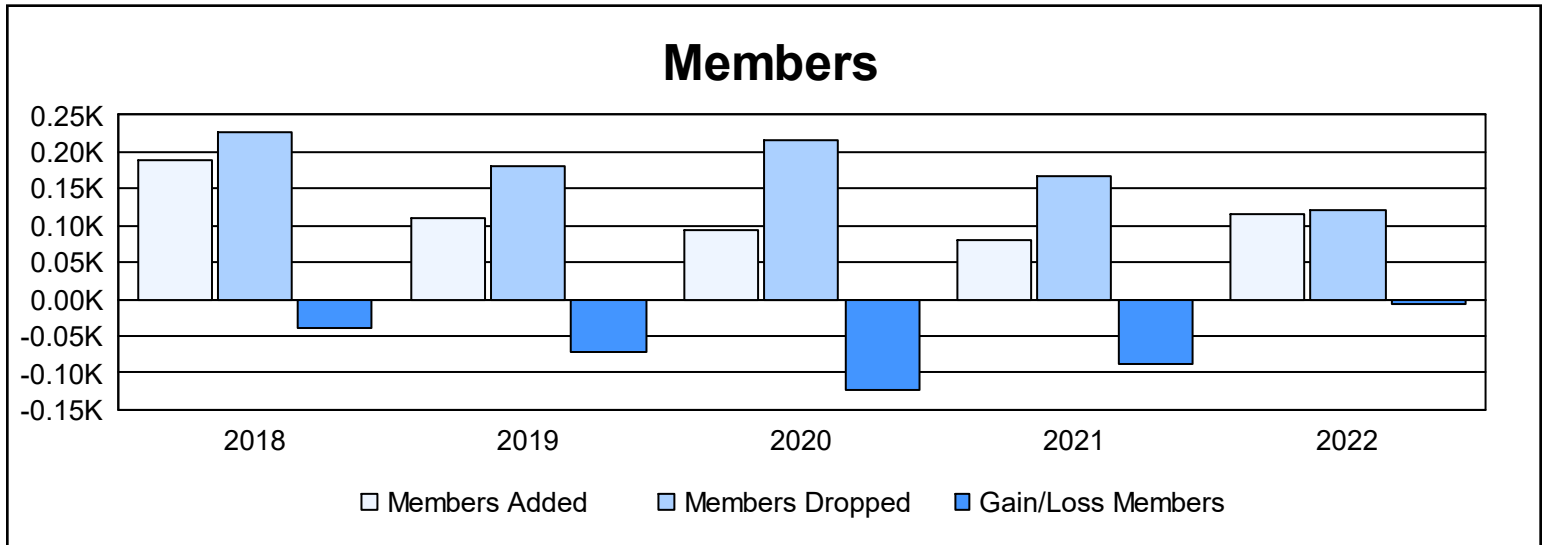
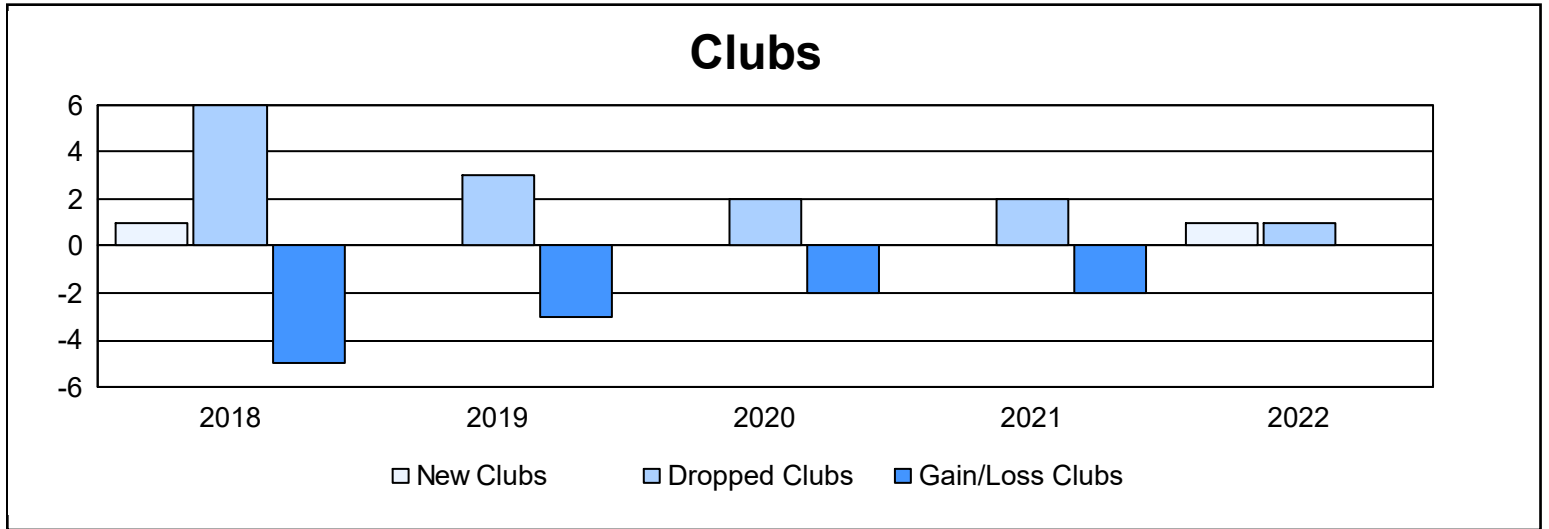
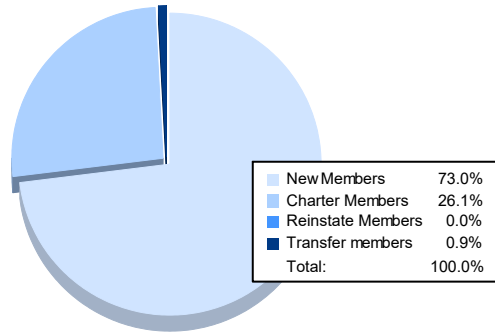


Year	New Clubs	Dropped Clubs	Gain/ Loss Clubs	New Members	Charter Members	Reinstate Members	Transfer Members	Total Member Added	Total Members Dropped	Gain/ Loss Members
2017-2018	1	6	-5	125	50	4	11	190	228	-38
2018-2019	0	3	-3	92	0	2	16	110	182	-72
2019-2020	0	2	-2	88	0	0	5	93	215	-122
2020-2021	0	2	-2	72	3	4	1	80	168	-88
2021-2022	1	1	0	84	30	0	1	115	122	-7
<b>Average</b>	<b>0</b>	<b>3</b>	<b>-2</b>	<b>92</b>	<b>17</b>	<b>2</b>	<b>7</b>	<b>118</b>	<b>183</b>	<b>-65</b>



### Membership Composition June 2022 Cumulative



### Gender Composition June 2022 Cumulative

